



**To Enjoy Your  
Bowling More**

**Bowling with Friends  
Is Better When You Know  
Everyone is Safe**

# **The healthiest and safest relationships**



**Are those where we are a team;  
Where we protect each other**





**Wet Shoes**  
**Debris on Shoe Soles**  
**Remove Shoe Covers in Bowler Area**  
**Debris on Approach**  
**Debris in Bowler Area**  
**Food and Drink in Bowler Area**


## USBC Rule 12 – Approaches Must Not Be Defaced

The application of any foreign substance on any part of the approach that detracts from the possibility of other players having normal conditions is prohibited. **This includes, but is not limited to, talcum powder, pumice and resin on shoes, and/or soft rubber soles or heels that rub off on the approach.**

### Commonly Asked Question – Rule 12.

12/1 One of the bowlers is having a difficult time sliding on the approach and applies a **commercial product purchased at the center pro shop to the bottom of his/her shoes.** The product is designed to help a bowler slide. The secretary says she has received a complaint from the opposing team and notifies the individual to stop using the substance or the game will be forfeited. Can an officer tell a bowler to stop using the substance and declare the game forfeited? Commercial products, talcum powder or any substance applied to the shoe or approach could be in violation of Rule 12. **If a league participant uses a substance and somebody complains that it prohibits him/her from having normal conditions, the league officer should require the individual to immediately stop his/her action. If the individual refuses, his/her games are subject to forfeiture.**

# Foul Line



SLIP HAZARD - DO NOT CROSS FOUL LINE

## Oil and Chance of Slipping

**What to Do when Bowler Steps in Oil**

**Walk Back to Bowler Area Outside Bowler Approach Area**

**Clean the Approach or Notify Desk Monitor**





# Balls

**Check Ball Holes Prior to Bowling**

**Tapes, Grips, Ball Fitting, Food/Oil/Lotion on Hand**

**Learn How to Control and Release the Ball in the Swing**


# Shoes



- **Proper Fit**
- **Appropriate Sole**
  - **Bowler Style**
  - **Bowler Weight**
  - **Sliding Area of Sole**
- **Sliding Sole Clean**
- **No Shoe Cover on While in Bowler Area**



# Ball Return



- **Keep Hands Out of Areas Where Balls Can Crush**
- **Pick Up Ball With TWO Hands Placed Away From Ball Contact Areas.**
- **Don't Pick Up Ball With Fingers**
- **Don't Reach Behind Ball and Get Hit With Next Ball**





# Lane Courtesy



- **One Lane Courtesy**
  - **First Bowler on Approach Has Right of Way**
  - **Always yield to the bowler on your right.**
  - **If you are on the approach and the bowler to your right is on the approach, step back and allow them to bowl first.**
  - **Don't hesitate to yield to others on either side**
- **After Delivering the Ball, Move OFF the Approach**



# On The Approach Area

- **NEVER Back-up After Delivering the Ball. Turn, and Walk Back**
- **Do not linger on the approach.**
  - **Once you have completed your throw, exit the bowling area allowing the next bowler to set up.**
- **Keep Post-Shot Celebration (or Upset) on Your Own Lane ... And OFF the Approach Area**





# Food & Drink

- **No Food or Drink in the Bowler Area or while on the Approach**
  - **Food or Fluid on Floor May Cause a Fall or Injury**
  - **When Identified, Caution Others**
  - **Either Clean it Up or Contact Front Desk.**

A photograph of a spare ball rack, which is a metal stand with a circular top and a base. It is positioned on a wooden floor. The text "Spare Ball Rack" is overlaid in large, bold, yellow letters.

# **Spare Ball Rack**

- **Spare Ball Racks are for Spare Balls**
  - **No Ball Bags, See-Saws, Powders, Notebooks, etc.**
- **Only Towels for Bowlers**
- **Not a Storage Place While Not Up to Bowl**
- **No Balls Stored on Top Surface**



# When Bad Things Happen



This isn't gonna end good!

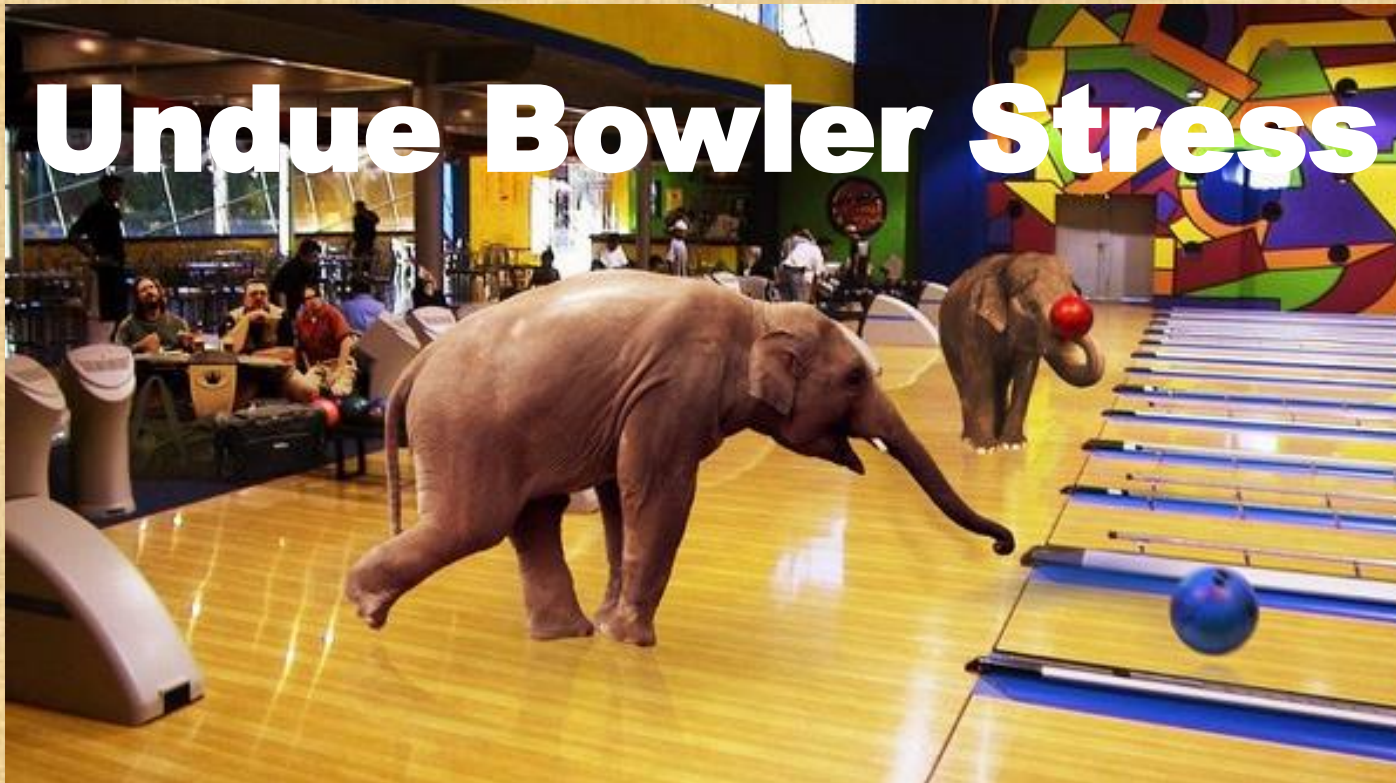
- **When Bad Things Happen,**
  - **Keep Victim in Place Until Certain They Can Move Safely**
  - **Clean Any Oil or Debris From Area**
- **Get Trained in CPR and AED Equipment**
- **Contact The Desk Monitor**

# **Bowling Equipment Storage**



- **Store Bowling Equipment Behind Bowler Area**
- **No Bowling Equipment in Walkways or Bowler Area**
- **Store All Bowling Equipment in Safe Areas – Avoid Tripping Hazards**





- **Discourteous Noise**
- **Be Prepared to Bowl When It Is Your Turn.**
- **Yield to Bowlers Returning to Bowler Area From Approach**
- **No Balls on Sitting Areas**
- **Don't Block Walkways**

# Rules of Etiquette

- 1. Be respectful** to others in your language, demeanor, and distracting noises.
- 2. Be prepared to bowl.** Don't make others wait for you when it is your turn.
- 3. Always yield the right of way to the bowler on your right.** Allow them to bowl first.
- 4. Once you complete your delivery, turn around, and move off the approach.**
- 5. DO NOT place your ball on the seating area.** Place your ball on ball return only.
- 6. Store your bowling equipment, bags, shoes, purses, coats, etc. out of bowler area.**
- 7. Keep your food and drink out of bowler area.**
- 8. Clean up any spills,** and notify desk and other bowlers of hazards.
- 9. Clean up any and all clutter after bowling.** Be respectful of our bowling center staff.
- 10. Respect the bowling center equipment and space.**
- 11. Keep any and all equipment stored in a safe space, and not in traffic paths.**





**Keep Safe  
Today  
and  
Always**